



COFFELT
Land Title Inc

Client Transfer Instructions

Learn More



The image shows a smartphone screen displaying the 'Welcome to CLT Pay' login page. At the top left is the CLT logo and 'COFFELT Land Title Inc'. At the top right is a blue 'Log In' button. The main heading is 'Welcome to CLT Pay'. Below this is a section titled 'PERSONAL INFORMATION' with three input fields for 'First Name', 'Middle Name', and 'Last Name'. A warning icon and text below the last name field state: 'Must match your driver's license or government-issued ID.' The next section is 'CONTACT INFORMATION' with a 'Mobile Phone' label and a note: 'We will send a security code to your mobile phone for account verification.' Below this is an input field and a note: 'Standard text messaging and provider rates may apply.' At the bottom, there is a checkbox and text: 'By clicking Create Account, you agree to payments.io Terms of Service and Privacy Policy as well as our partner Dwolla's Terms of Service and Privacy Policy.'

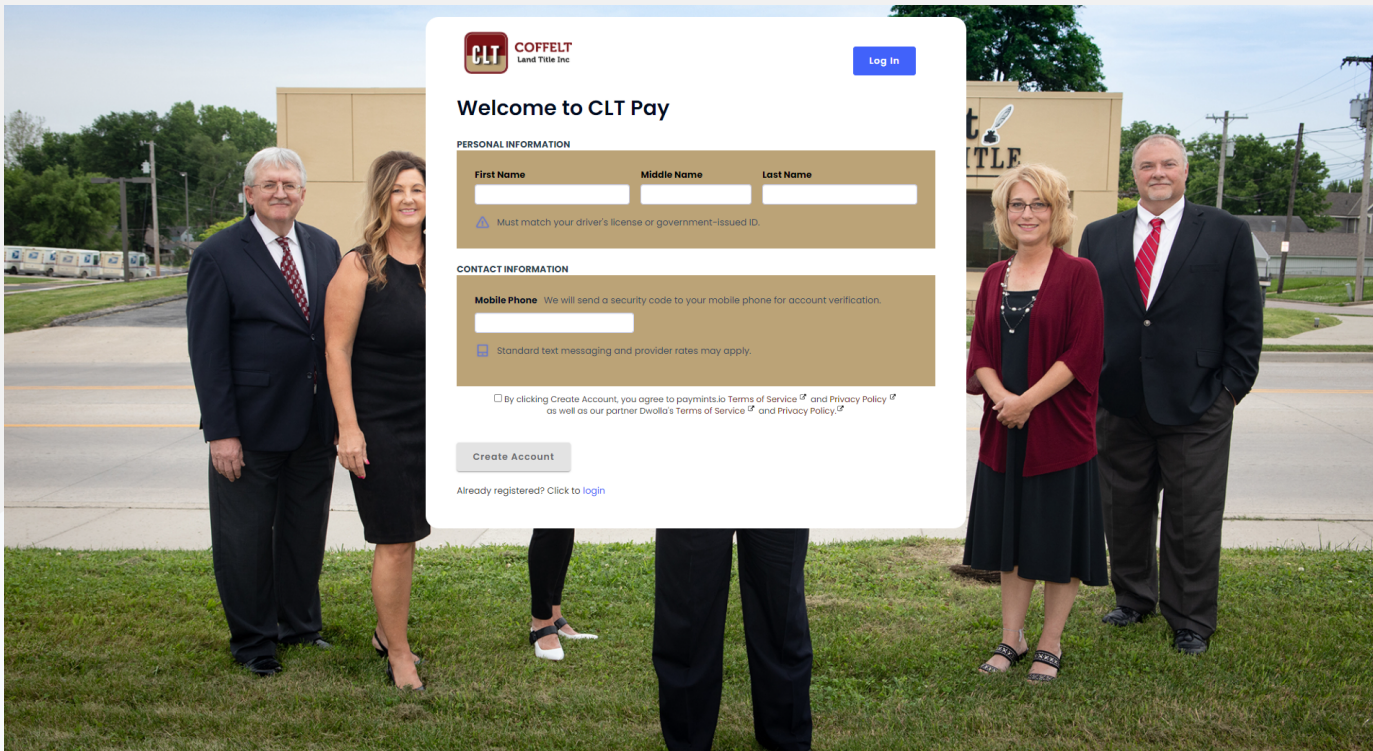
1

Start by going to coffeltlandtitle.paymints.io. Create an Account by inputting your first and last name and your mobile phone number. We will send you an authentication code via text




2

Enter the authentication code you should have received via text message.



3

Click the green plus sign beside "Transfers" to start a new transfer.



4

Please input your personal information for an OFAC check.

CLT COFFELT
Land Title Inc.

**Your account has been verified,
Lucas.**

Now we need to verify your social security number and date of birth, and then we'll be ready to connect to your bank.

Social Security Number
Social Security Number

Date of Birth
mm/dd/yyyy

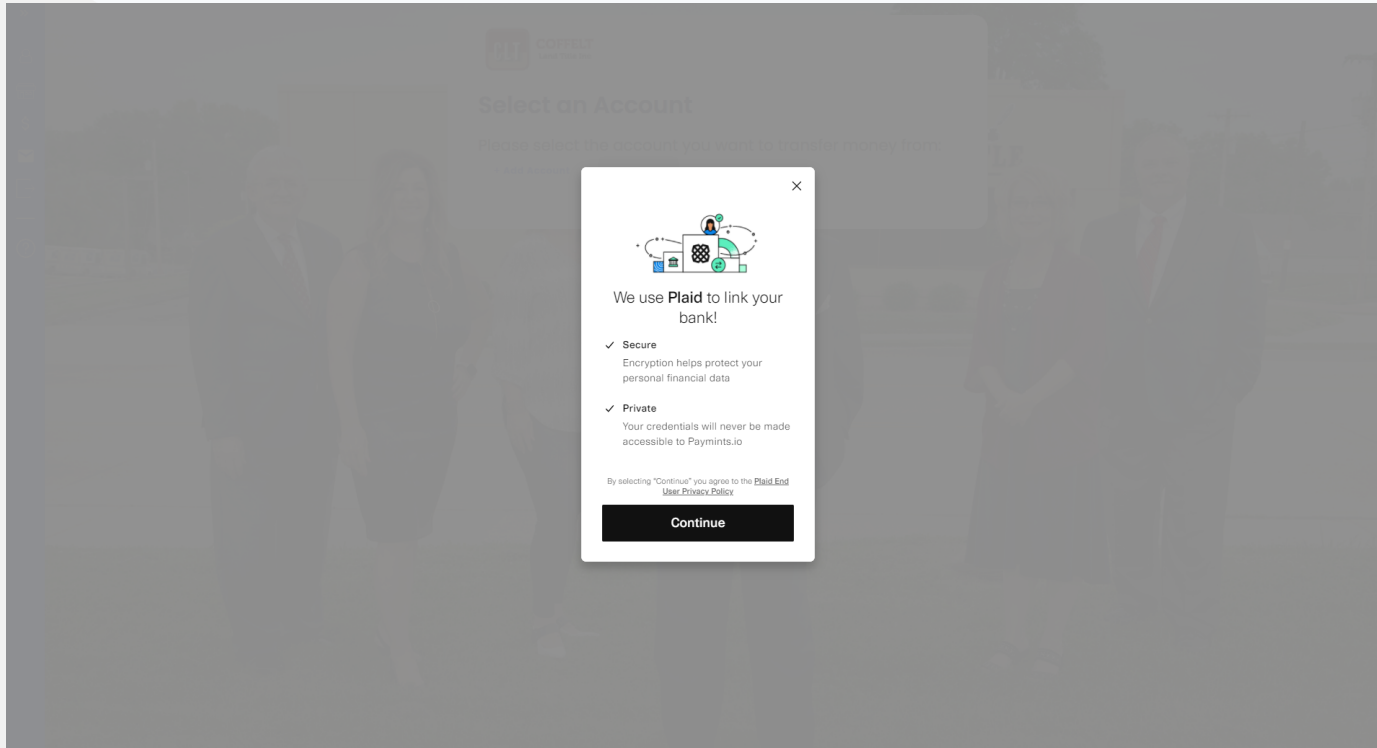
Email Address
Email Address

Address Associated with Bank Account
Address 1
Address 2
City
State
Zip code

By clicking Verify you authorize Lemonbrew Abstract, by electronic signature, to securely connect to your financial institution.

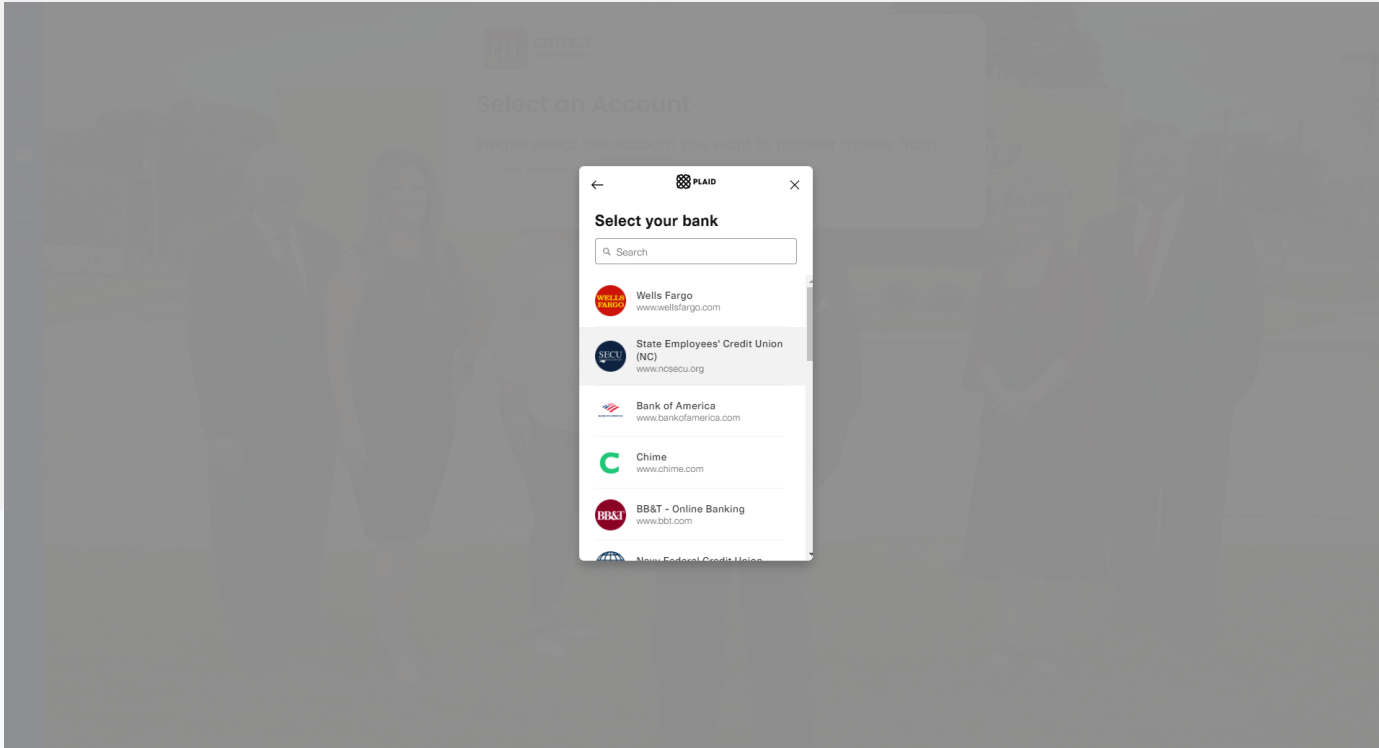
5

Next you will see the Plaid screen. Plaid is the most secure way to connect you bank account electronically. We do not share or store any banking credentials. Please click continue.



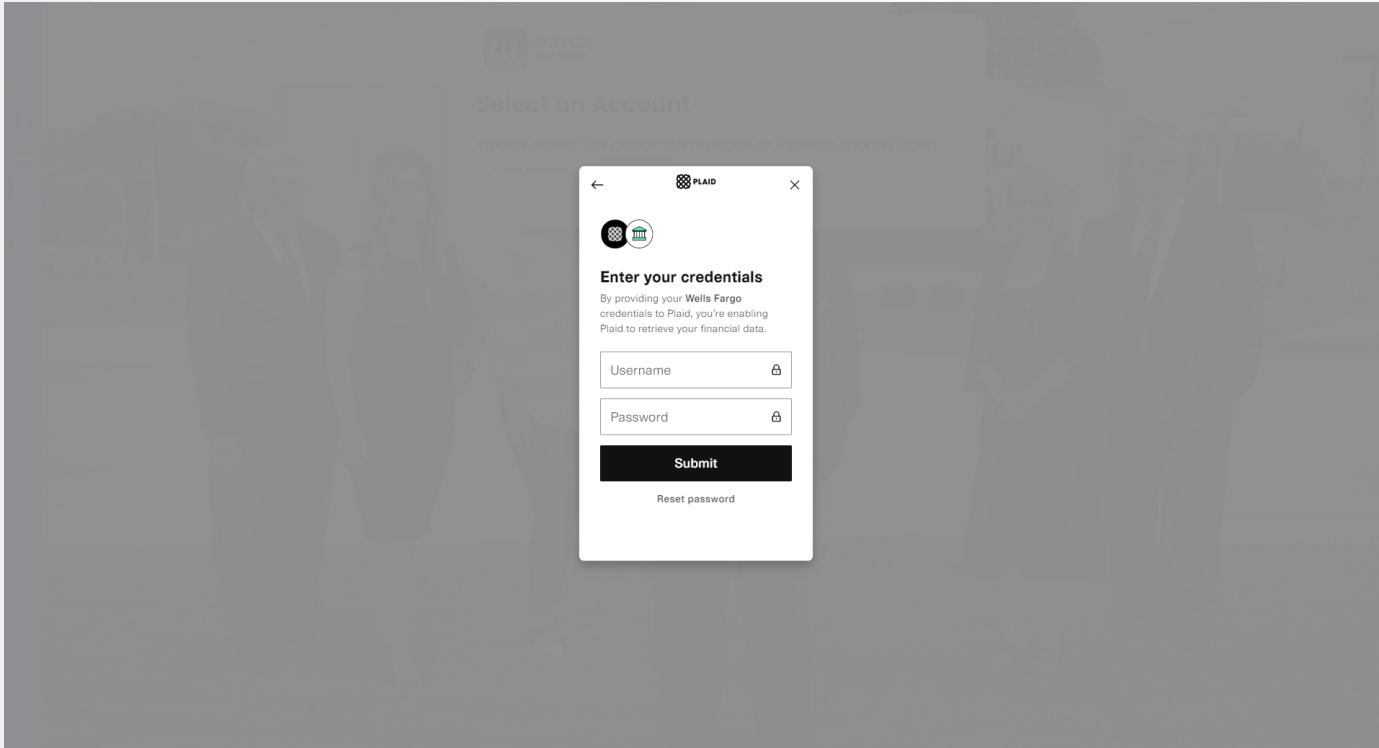
6

Plaid allows us to connect to over 12,000 financial institutions. What you will first see are the most banks used on our platform. If you do not see your bank click in the search bar and type in the name of your bank. Select your financial institution.



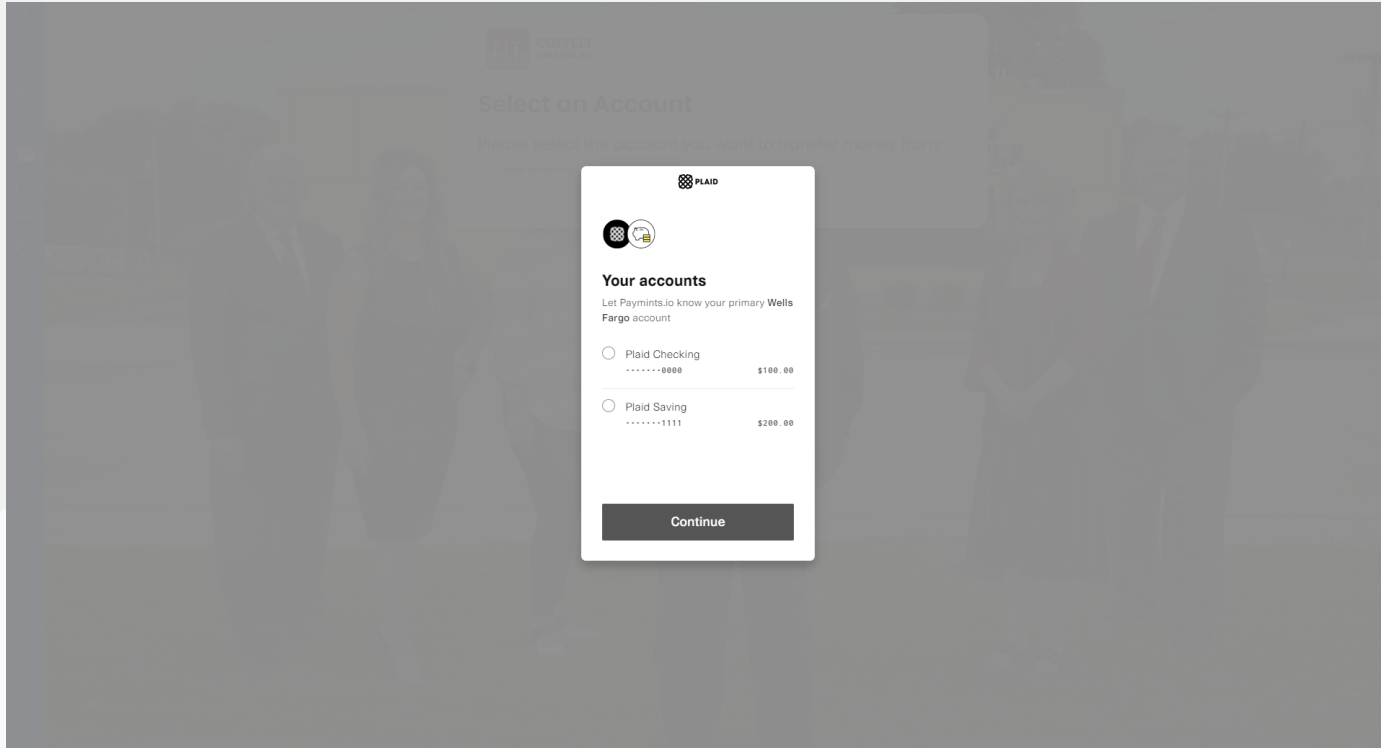
7

Login to your bank account with your online banking credentials. After you have selected your financial institution, log in to your bank using your online banking credentials. This will allow you to view all of your accounts which are eligible to make a transfer on our platform"



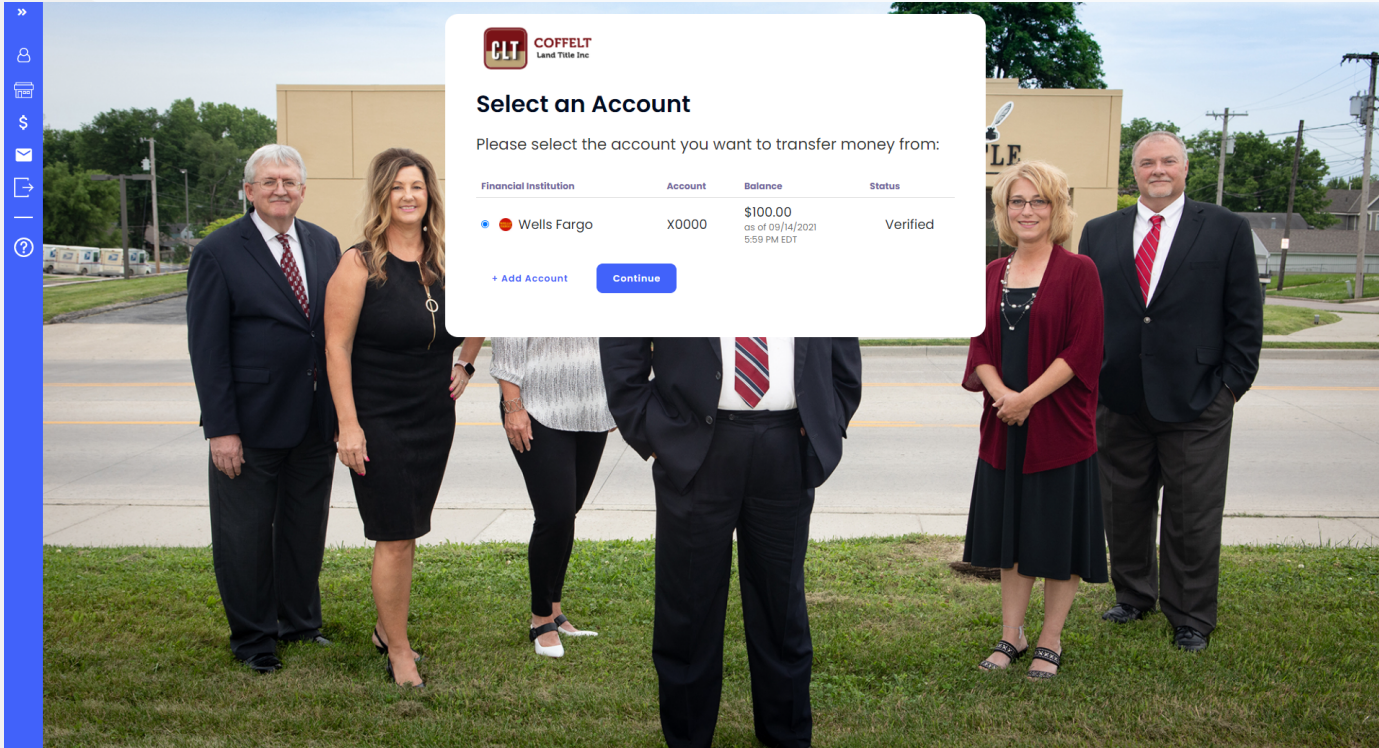
8

Please select the account that you would like to use to make the transfer.



9

Once your account has been selected please click “Continue”.



The screenshot shows a mobile application interface for selecting an account. The background is a photograph of five people standing on a lawn in front of a building. A white overlay window is centered on the screen, displaying the following information:

CLT COFFELT
Land Title Inc

Select an Account

Please select the account you want to transfer money from:

Financial Institution	Account	Balance	Status
<input checked="" type="radio"/> Wells Fargo	X0000	\$100.00 <small>as of 09/14/2021 5:59 PM EDT</small>	Verified

[+ Add Account](#) [Continue](#)

10

Please fill out the transfer details page. If you would like to add any notes about your transfer you can add that in the optional notes section.

CLT COFFELT
Land Title Inc

Transfer Details

What kind of transfer would you like to make?

- Earnest Money Deposit for Purchase
- Cash to Close for Refinance
- Other

Please enter the property address and any optional notes:

Property Address Related To The Transfer

Address 1

Address 2

City

Alabama

Zip code

Notes (Optional)

How much do you want to transfer?

Account Balance \$100.00

Transfer Amount

11

Review your transfer details if all of the information is correct please click “Make Transfer”.

CLT COFFELT
Land Title Inc

Transfer Details

What kind of transfer would you like to make?

- Earnest Money Deposit for Purchase
- Cash to Close for Refinance
- Other

Please enter the property address and any optional notes:

Property Address Related To The Transfer

Test Street 01

Address 2

Charlotte

North Carolina

28209

Notes (Optional)

How much do you want to transfer?

12

Once you have clicked “Make Transfer” both you and Coffelt Land Title will receive email notifications that the transfer has been initiated. You will also receive an email notification when the transfer arrives in Coffelt Land Title’s account. You can also add additional email recipients if you would like to send the transfer details to anyone else involved in the closing.

CLT COFFELT
Land Title Inc

Your transfer is now pending.

You should expect to see the money come out of your account within the next 1-3 business days. Check your email for a transfer summary receipt.

From Chase Account X7311 → **To** Coffelt Land Title, Inc. 401 South Lexington Harrisonville, Missouri 64701 Harrisonville

Details

Transfer Date	Purpose	Subject Property	Office
09/14/2021	Earnest Money Deposit For Purchase	Test Street 01 Charlotte, North Carolina 28209	Harrisonville - Harrisonville, Missouri

Note
Test Transfer

Earnest Money Deposit For Purchase Amount \$1.23

TRANSFER TOTAL AMOUNT
\$1.23

You can send a receipt of this transfer to up to 5 people. If you wish to do so, please enter their email addresses below:

Contact Us

If you experience any issues, please contact support@paymints.io or 1-888-921-1090

Enjoyed your transfer experience?
Please let us know & tell a friend!

